

State Corrections Spending

- In fiscal year 2005, U.S. states allocated an average of 7.2 percent of their general fund expenditures to corrections.¹
- Federal, state, and local governments spend approximately \$62 billion per year on adult and juvenile corrections.²
- Federal and state governments are projected to need as much as \$27 billion — \$15 billion in additional operational funds and \$12 billion in additional capital funds — over the next five years to accommodate projected prison expansion and operation.³

Year	State Corrections Spending	Year	State Corrections Spending
1986	\$10,085,000,000	1996	\$27,598,000,000
1987	\$11,834,000,000	1997	\$28,924,000,000
1988	\$13,866,000,000	1998	\$30,334,000,000
1989	\$14,612,000,000	1999	\$34,037,000,000
1990	\$16,881,000,000	2000	\$36,367,000,000
1991	\$18,670,000,000	2001	\$37,554,000,000
1992	\$19,068,000,000	2002	\$38,687,000,000
1993	\$19,807,000,000	2003	\$39,616,000,000
1994	\$23,199,000,000	2004	\$40,995,000,000
1995	\$26,110,000,000	2005	\$42,890,000,000

[All data are from the National Association of State Budget Officers⁴]

Recidivism

In a multi-state study of prisoners released in 1994⁵ the Bureau of Justice Statistics found that within 3 years:

- 67.5 percent were arrested for a new offense
- 46.9 percent were convicted of a new crime
- 25.4 percent were sentenced on a new charge
- 51.8 percent had returned to prison, either for a new offense or for violating the conditions of their release

Endnotes

¹ National Association of State Budget Officers, "State Expenditure Report, Fiscal Year 2005" available at [http://www.nasbo.org/Publications/PDFs/2005 State Expenditure Report.pdf](http://www.nasbo.org/Publications/PDFs/2005%20State%20Expenditure%20Report.pdf)

² Bureau of Justice Statistics, "Key Facts at a Glance: Direct expenditures by criminal justice function, 1982-2004" available at <http://www.ojp.usdoj.gov/bjs/glance/tables/exptyptab.htm>

³ "Public Safety, Public Spending: Forecasting America's Prison Population 2007-2011." Available at http://www.pewpublicsafety.org/pdfs/PCT_CorrectionsReport_3-1.pdf

⁴ National Association of State Budget Officers, "State Expenditure Reports" available at <http://www.nasbo.org/publications.php>.

⁵ Bureau of Justice Statistics, "Recidivism of Prisoners in 1994" available at <http://www.ojp.usdoj.gov/bjs/abstract/rpr94.htm>

State and Federal Prison Populations

- At year-end 2005, one in every 136 U.S. residents lived in jail or prison.¹
- 1,461,132 of those inmates were serving state or federal prison sentences.¹
- By 2011, America's prison population is projected to increase by 192,000 — 13 percent — to over 1.7 million inmates.²

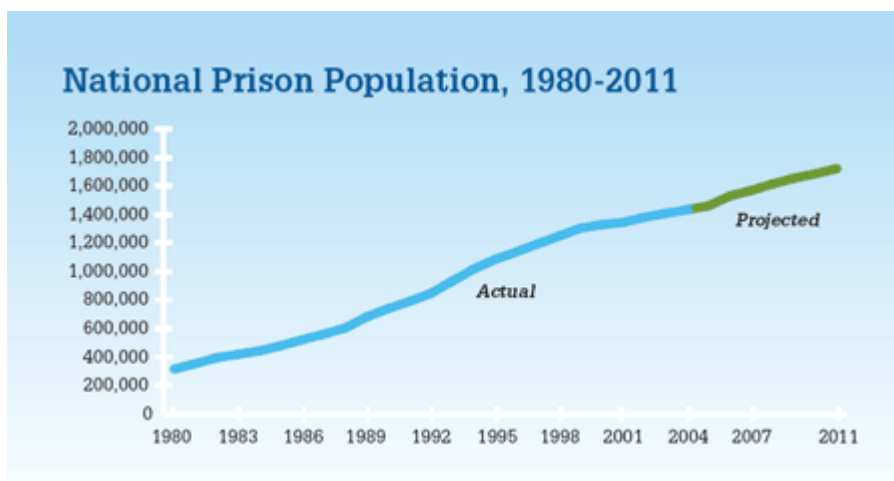
	Total	% increase since 1980	Rate (per 100,000 residents)	1 in every ___ U.S. residents	1 in every ___ adults
Sentenced prisoners	1,461,132	362	491	204	151
Prison and Jail inmates	2,193,798	336	737	136	101
Prison, Jail, Probation and Parole populations	7,056,000	283	2,396	42	32

[All data are year-end 2005 from the Bureau of Justice Statistics or reanalysis thereof³]


- At year-end 2005, there were almost 2.2 million people in U.S. jails and prisons.¹
- Between probation, parole, jail and prison, the U.S. correctional population exceeds 7 million people.⁴
- One in every 32 U.S. adult residents is currently under correctional supervision.⁴
- According to current projections, by 2011, one in every 178 U.S. residents will live in prison.⁵

Growth

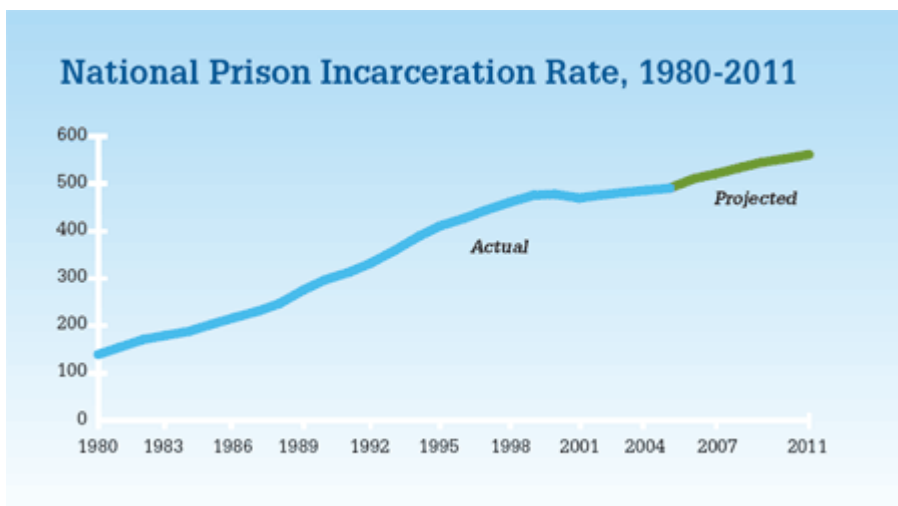
- Over the next five years, the nation's prison population is projected to increase almost three times as quickly as its resident population.⁵
- The projected 13 percent prison population increase over the next five years exceeds the rate of growth for the five-year period beginning in 2000 (9.9 percent).⁶



[All data are from the Bureau of Justice Statistics and "[Public Safety, Public Spending: Forecasting America's Prison Population 2007-2011](#)."⁷]



Year	Actual Population	Projected Population	Year	Actual Population	Projected Population
1977	285,456		1995	1,085,022	
1978	294,396		1996	1,137,722	
1979	315,956		1997	1,137,194	
1980	315,956		1998	1,248,370	
1981	353,673		1999	1,304,188	
1982	395,516		2000	1,329,367	
1983	419,346		2001	1,345,217	
1984	443,398		2002	1,380,516	
1985	480,568		2003	1,408,361	
1986	522,084		2004	1,433,793	
1987	560,812		2005	1,461,132	
1988	603,732		2006		1,530,459
1989	680,907		2007		1,568,822
1990	739,980		2008		1,614,808
1991	789,610		2009		1,654,668
1992	846,277		2010		1,686,495
1993	932,074		2011		1,722,477
1994	1,016,691				



[Data from Bureau of Justice Statistics and "[Public Safety, Public Spending: Forecasting America's Prison Population 2007-2011](#)."] Note: the dip in 2001 was caused by BJS' shift to population estimates from the 2000 decennial census.

Year	Actual	Projected	Year	Actual	Projected
1977	129		1995	411	
1978	135		1996	427	
1979	136		1997	444	
1980	139		1998	461	
1981	154		1999	476	
1982	171		2000	478	
1983	179		2001	470	
1984	188		2002	476	
1985	202		2003	482	
1986	217		2004	486	
1987	231		2005	491	
1988	247		2006		511
1989	276		2007		521

Year	Actual	Projected	Year	Actual	Projected
1990	297		2008		534
1991	313		2009		545
1992	332		2010		553
1993	359		2011		562
1994	389				

Regional Variation

- Projected 5-year regional prison population growth rates range from 7 percent in the Northeast to 18 percent in the West.⁵
- Change in 5-year projected state prison populations varies radically from flatlines in New York, Delaware, and Connecticut to 41 percent growth in Montana.⁵
- Prison incarceration rates currently range from 144 per 100,000 residents in Maine to 797 per 100,000 in Louisiana.⁹

International Context

- The United States has the most inmates, and the highest incarceration rate, of any nation in the world.³
- The United States incarcerates more people than the Russian Federation, South Africa, Mexico, Iran, India, Australia, Brazil, and Canada combined.³

Endnotes

¹ Paige Harrison and Allen J. Beck, "Prisoners in 2005." Bureau of Justice Statistics Bulletin, November, 2006. Available at <http://www.ojp.usdoj.gov/bjs/pub/pdf/p05.pdf>

² "Public Safety, Public Spending: Forecasting America's Prison Population 2007-2011." Available at http://www.pewpublicsafety.org/pdfs/PCT_CorrectionsReport_3-1.pdf

³ Bureau of Justice Statistics, "Key Facts at a Glance: Correctional populations" available at <http://www.ojp.usdoj.gov/bjs/glance/tables/corr2tab.htm>, Bureau of Justice Statistics, "Prisoners in 2005" available at <http://www.ojp.usdoj.gov/bjs/pub/pdf/p05.pdf> and <http://www.ojp.usdoj.gov/bjs/pub/press/pripropr.htm>

⁴ Bureau of Justice Statistics, "Corrections Statistics" available at <http://www.ojp.usdoj.gov/bjs/correct.htm>

⁵ "Public Safety, Public Spending: Forecasting America's Prison Population 2007-2011." Available at http://www.pewpublicsafety.org/pdfs/PCT_CorrectionsReport_3-1.pdf

⁶ Bureau of Justice Statistics, "Prisoners in 2005" available at <http://www.ojp.usdoj.gov/bjs/pub/pdf/p05.pdf> and Bureau of Justice Statistics, "Prisoners in 2001" available at <http://www.ojp.usdoj.gov/bjs/pub/pdf/p01.pdf>

⁷ Bureau of Justice Statistics, "Prisoners under State or Federal jurisdiction sentenced to more than one year" available at <http://www.ojp.usdoj.gov/bjs/data/corpop01.csv>, Bureau of Justice Statistics, "Prisoners in 2005" available at <http://www.ojp.usdoj.gov/bjs/pub/pdf/p05.pdf> and "Public Safety, Public Spending: Forecasting America's Prison Population 2007-2011." Available at http://www.pewpublicsafety.org/pdfs/PCT_CorrectionsReport_3-1.pdf

⁸ Bureau of Justice Statistics, "Prisoners in 2005" available at <http://www.ojp.usdoj.gov/bjs/pub/pdf/p05.pdf>, "Prisoners in 2004" available at <http://www.ojp.usdoj.gov/bjs/pub/pdf/p04.pdf>, "Correctional Population in the United States, 1997" available at <http://www.ojp.usdoj.gov/bjs/abstract/cpus97.htm> and "Public Safety, Public Spending: Forecasting America's Prison Population 2007-2011." Available at http://www.pewpublicsafety.org/pdfs/PCT_CorrectionsReport_3-1.pdf

⁹ Bureau of Justice Statistics, "Prisoners in 2005" available at <http://www.ojp.usdoj.gov/bjs/pub/pdf/p05.pdf>

¹⁰ International Centre for Prison Studies, "Prison Brief: Highest to Lowest Rates" available at http://www.kcl.ac.uk/depsta/rel/icps/worldbrief/highest_to_lowest_rates.html